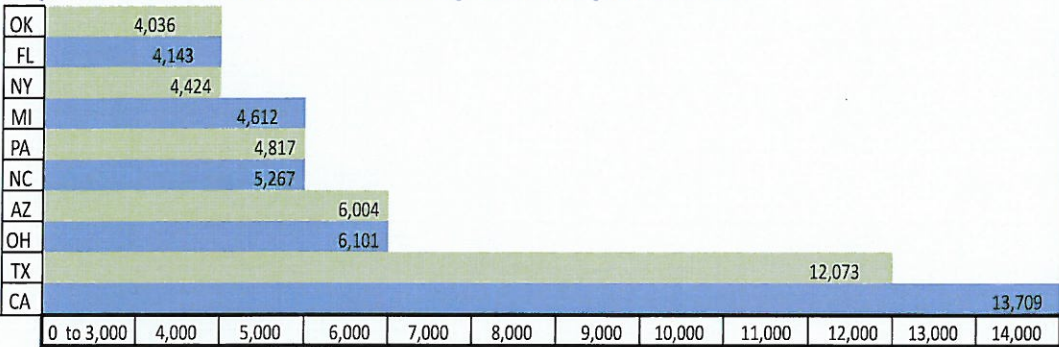
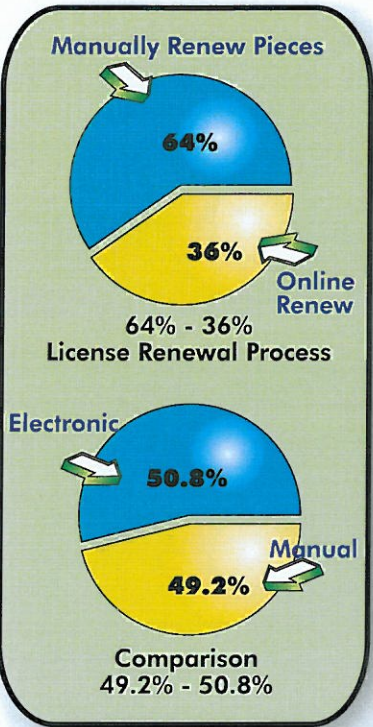
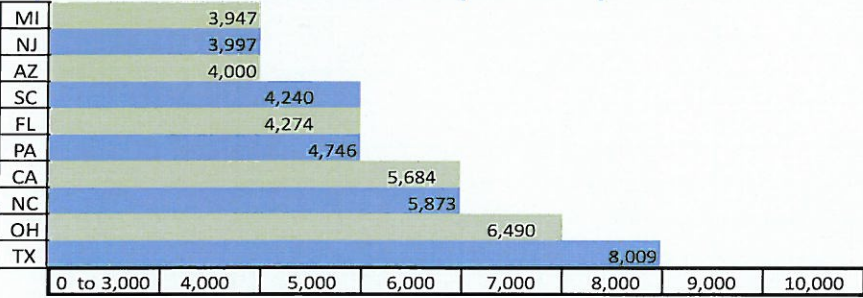


Top 10 - 2013 licensed DW Operators per State:

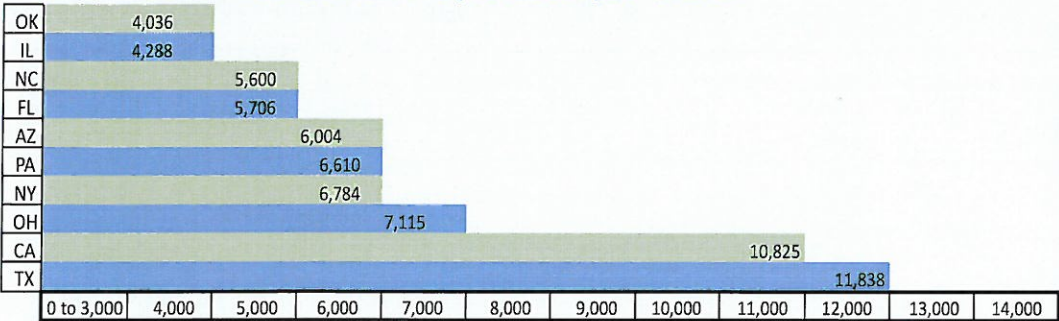


Top 10 - 2013 licensed WW Operators per State:

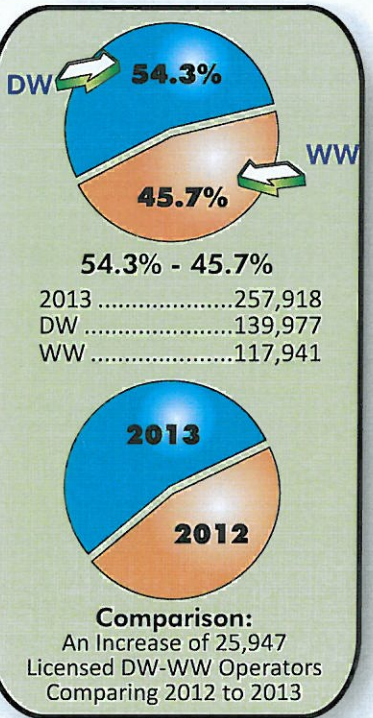
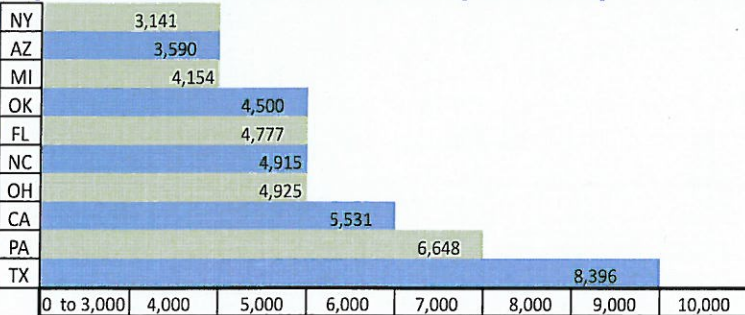


- 257,918 individuals are licensed to operate a DW or WW treatment facility
- workforce has increased from 231,971 licensed operators in 2002 - today's 257,918 + net increase of 25,947 individuals
- over 71,092 Distribution System personnel were recorded in this survey, a trend for future use
- net increase of 7,000 licensed DW operators based upon 2002 to 2013 results
- net increase of 18,000 licensed WW operators based upon 2002 to 2013 results
- 45.7% are WW based, whereas 54.3% are DW based operators
- majority entry level experience is high school degree or GED
- over 30 States do not use an outside source for their exam administration
- 32 States utilize a paper and pencil exam
- average certification exam is 100 multiple choice questions with a duration of 3 hours
- 24 States incorporate an expiration date for course approval
- Course Approval code numbers are used by 33 States
- Assessment requirements for continuing education continues to grow, nearly 1/3 requiring exams in both classroom and self study
- Most State Agencies require training providers to submit a training course - completion roster directly to the State
- 18 States utilize an online license renewal format allowing nearly 36% of all operators to renew electronically
- 21 States utilize a two year license renewal cycle, 25 States use a three year renewal (with NY and VT - wastewater requiring 5 years), and 4 States renew every year.
- 7 responses to the percentage of licensing operators in the workforce being of Baby Boomer age or retirement age
- USEPA has approximately 16,205 employees across the country

Top 10 - 2002 licensed DW Operators per State:



Top 10 - 2002 licensed WW Operators per State:



# Operator Certification Program State-to-State Comparison

During the summer of 2013, we surveyed all Operator Certification Program administrators to revise a survey performed in 2002 by PA DEP. The purpose of this revision is to provide administrators with an update to the current trends utilized by their staffs and other surrounding states in certification and license renewal practices. I would like to recognize Gary Moyer of PA DEP for his assistance and for permission to incorporate those original survey results.

When we look at the workforce population of licensed professionals involved in drinking water and wastewater treatment, you may be surprised to know it is comprised of only 257,918 individuals. The categories of distribution and collection workforces are under consideration, however only 32 states are involved in tracking their staffs in these areas. Another surprising statistic was the increase in DW and WW licensed professionals. Comparing the raw data of 2002 at 231,971 professionals to today's 257,918 demonstrated an increase of 25,947 – around a ten per cent increase. Further statistical illustrations are available on the back page.

In evaluating the initial requirements to obtain an operator's license, a high school degree or GED, along with some work experience, is required for a candidate to be approved to take the certification examination. In maintaining one's license, continuing education in a varying number of hours is required to renew the license, on an average of every two years in twenty-one states, every three years in twenty-five states, and every year in four states. See Continuing Education table for further details.

One of the new areas of the survey deals with web-based activities, such as online renewal, course credits uploaded into state databases, and online testing. While this area is new and has been expanding over the past five years, OCP administrators are finding efficiency in digital reporting and documentation of their training provider and license-holder activities. Cost and time saving benefits are available through these program upgrades.

And lastly, the survey included a sample of licensed operators ready to retire or classified as "baby boomers." Seven states have been tracking this area, with many indicating nearly 37% (or more) of their workforces are available to retire.... Today.

William W. Edgar



[www.ceuplan.com](http://www.ceuplan.com)



### Number of Water Operators & Facilites

	2013	2013	2002	Number of Facilites			Retirement Baby-Boomer
State	DS Operators	DW Operators	DW Operators	CWS	NTNCWS	Total	
AK	887	1,240	915	469	211	680	??
AL		2,000	2,000	593	59	652	
AR		2,268	1,800	705	35	759	UNK
AZ		6,004	6,004				
CA	19,410	13,709	10,825	3300	1,300	7,800	
CO	2,806	3,251	5,303	871	176	1,047	N/A
CT	500	1,243	971		554	547	
DE		787	500	214	84	298	
FL	3,499	4,143	5,706	1,687	826	2,513	31%
GA	1,490	3,079	1,987	1,780	185	1,965	
HI	524	219	24	112	18	133	
IA	2,078	2,539	2,119	1,106	130	1,872	
ID	849	1,566	566				
IL		3,462	4,288	1,744	425	2,169	
IN	2,623	3,004	2,109	801	567	1,368	
KS		1,968	2,092	916	79	995	
KY	1,525	1,262	2,793	399	19	418	
LA		2980	840	1259	244	1533	
MA		3,016	3,016	525	229	754	
MD	455	1,147	840	475	549	1,024	
ME	809	875	682	364	350	732	
MI	779	4,612	2,771	1,392	1,349	2698	
MN		3,600	3,070	965	491	1,456	
MO	3,651	2,337	2,520	1,446	220	1,646	
MS		1,279	1,235	1,082	77	1,159	
MT	1,377	1,630	1,685	704	278	982	
NC		5,267	5,600	2,489	540	3,029	40%
ND	678	847	718	344	51	395	
NE		1,701	1,867	593	152	745	45%
NH		973	973	670	412	1,083	
NJ	406	3,066	2,285	600	850	1,450	
NM	80	2,591	1,737	589	550	1,139	
NV	335	582	605	212	123	335	
NY	4,128	4,424	6,784	3,005	740	3,749	
OH	1,600	6,101	7,115	1,223	691	4,754	
OK		4,036		1186	103	1,289	
OR	357	1860	1554	908	374	1282	20.20%
PA	3,724	4,817	6,610	2,010	1,100	3,110	37%
RI	415	600	469	88	76	485	9%
SC	1,910	1,818	2,272				
SD	947	730	1,084	458	24	482	
TN	1,964	1,612	2,834	475		825	
TX	3,656	12,073	11,838	4,654	907	6,974	
UT		2,180	1,207	469	67	536	
VA		2,131	1,950	1,527	789	2,316	
VT	57	645	678	423	246	669	
WA	4,846	1,526	2,914	2,226	320	2,633	5%
WI	2,347	3,548	1,700	609	1,329	1,938	
WV		2,452	2,500	590	415	1,005	
WY	380	1177	858	317	96	413	

### Number of Wastewater Operators & Facilites

State	2,013 CS Operators	2,013 WW Operators	2,002 WW Operators	Total Facilites POTW	Retirement Baby-Boomer
AK	595	635	625	77	
AL		775	775	273	
AR		3,264	2,625	315	
AZ		4,000	3,590		
CA	1,088	5,684	5,531	811	
CO	1,999	2,168		625	
CT		897	711	91	
DE		456	400	18	
FL	N/A	4,274	4,777	UNK	31%
GA	977	3,047	2,436	246	
HI		405	480	19	
IA		1,781	1,793	726	
ID	688	2,566	447		
IL	330	2,829	2,155	1,258	
IN		3,162			
KS		1,699	1,763	576	
KY	586	1,394	2,831	295	
LA		2,733	2,500	309	
MA		5,562	6,000	122	
MD	651	2,213	825	67	
ME		738	950	138	
MI		3,947	4,154	430	
MN	1,500	2,500			
MO		2,724	2,121	797	
MS	35	745	740	344	
MT		731	574	372	
NC	3,079	5,873	4,915	288	40%
ND	388	499	314	297	
NE		962	807	533	
NH		602	450	110	16 %
NJ	476	3,997	1,463	194	
NM	144	1,415	401	362	
NV		610	412	134	
NY		3,045	3,141	642	
OH		6,490	4,925	900	
OK		3,165	4,500	558	
OR	1,265	1,697	1,200	1,166	
PA	3,881	4,746	6,648	1,289	
RI		544	471	20	
SC		4,240	2,898		
SD	507	563	461		
TN	1,142	1,213		676	
TX	3,186	8,009	8,396	5,551	
UT	185	1,187	361	115	
VA		2,459	2,995	242	
VT		421	402	91	
WA		1,950	1,800	300	5%
WI		2,536	2,200	648	
WV		N/A	630		
WY	257	789	565	142	



Assessment - Renewal

Drinking Water and Wastewater Section

state	Assessment Requirements						Proctor-Monitoring		CEU Credits submitted - transmitted				Online License		Renewal Process							
	Course Expiration Date		Time Limitations				Classroom-Conference		Self Study- Online		CEU Exam		Operator		Provider		Electronic		to Operator		Renewal Process	
	YES	NO	1 yr	2 yr	3 yr	more	YES	NO	YES	NO	YES	NO	to Staff	to Staff	Upload	to Operator	YES	NO	manual	electronic		
AK	X				X		X		X			X	X	X			X		10%	90%		
AL		X						X		X		X	X	X	X			X				
AR	X					VAR		X	X			X		X	X			X				
AZ		X									X					X		X				
CA		X						X		X						X		X	100%			
CO	X				X			X		X						X		X				
CT	X				X			X	X		X					X		X				
DE		X							X				X	X		X		X				
FL		X						X		X		X			X		X		37%	63%		
GA	X				X			X		X		X	X				X		15%	85%		
HI		X						X		X			X	X		X		X				
IA		X						X	X			X	X	X				X				
ID	X			X				X		X			X				X					
IL	X				X			X		X	X			X			X	X				
IN	X			X				X		X	X		X	X			X	X	64%	36%		
KS		X						X		X	X			X				X				
KY	X			X				X		X	X		X	X	X		X		2%	98%		
LA	X			X				X	X		X		X	X	X			X				
MA		X						X		X		X	X	X				X				
MD		X			X			X		X			X	X	X			X				
ME		X						X	X			X	X	X		X		X				
MI	X				X			X		X		X	X	X	X	X		X				
MN	X				X			X		X				X	X			X				
MO		X						X				X	X	X		X	X		60%	40%		
MS	WW	X			WW			X	X			X		X		X		X				
MT		X					X		X			X		X			X		55%	45%		
NC	WW	X			WW		X		X		X			X	X			X				
ND	X		X						X		X			X				X				
NE		X					WW	X	WW	X			X	X	WW	X	X	WW	60%	40%		
NH		X					X		X				X		X	X		X				
NJ		X						X		X		X	X	X	X	X		X				
NM		X						X		X					X			X				
NV	X		DW	WW				X	X	WW	DW	WW		X		X		X				
NY	X					5 YR	X	X	X		DW			X				X				
OH	X				X			X		X			X			X		X	100%			
OK		X				X		X		X		X	X	X			X					
OR	X				X		WW		WW		X			X	WW	WW	X	WW	100%			
PA		X					X		X			X			X			X				
RI		X						X		X						X		X				
SC		X						X		X		X				X	X		31%	69%		
SD		X						X		X				X	X			X				
TN	X		X						X		X		X	X		X	X		98%	2%		
TX		X									X				X		X		5%	95%		
UT		X					DW	WW	DW	WW	X		X	X		WW	DW	WW	50%	50%		
VA		X						X		X		X	X				X					
VT		X						X	X			X	X	X	X	X		X				
WA	X				X			X	X			X	X	X	X			X				
WI	X		X					X	X					X		X		X				
WV		X						X		X						X		X				
WY		X					X		X			X			X	X	X				100%	

Testng Requirements

Drinking Water and Wastewater Operators

state	Educaton	Pre-Test Training	Experience	# of Exam Questons	Exam Fee	Type of Exam	Exam Time Duraton
AK	HS/GED	COURSE COMPLETION	3 MO-6 YRS	100	\$30.00	MC	3.5 HRS
AL	HS/GED	none	12-24 mos.		\$60.00	MC	
AR	HS/GED	40-96	0-3 YRS	120	\$25.00	MC	4 HRS
AZ	HS/GED	NONE	0-3 YRS	100	\$87.00	MC	3 HRS
CA	HS/GED	1-4	0-5 YRS	100	\$50.00-\$155.00	ALL	3 HRS
CA-WW	HS/GED	6 EDU	1-10 YRS	37-90	\$10.00- \$140.00	ALL	2.5-4 HRS
CO	HS/GED	NONE	1MO-4YRS	100	\$45.00	MC	4 HRS
CT	HS	N/A	1-4 ON JOB	100	\$224.00	MC	3 HRS
CT-WW	HS	NONE	1-4 YRS	100	\$240.00	MC	3.5 HRS
DE	HS/GED		1 YR	159	\$0.00	ALL	5 HRS
DE-WW	HS/GED		1-4 YRS	182-485	\$100.00	ALL	5 HRS
FL	HS/GED	FDEP APP	1-5 YRS	100	\$100.00	MC	3 HRS
GA	HS/GED	40 HRS	3MO-3YRS	100	\$95.00	MC	3 HRS
HI	HS/GED	NONE	1-4 YRS	100	\$30.00	MC	3 HRS
HI-WW	HS	NONE	1-5 YRS	100	\$50.00	MC	3 HRS
IA	HS/GED	NONE	1-4 YRS	100	\$30.00	MC	3 HRS
ID	HS/GED	OIT	1-4 YRS.	100	\$55.00	MC	
IL	HS/GED	NONE	6MO-3YRS	100-200	\$10.00	MC	4 HRS
IL-WW	HS/GED	NONE	1-8 YRS	100	0	MC	3 HRS
IN	HS/GED	NONE	1-5 YRS	100	\$30.00	MC	3 HRS
KS	HS/GED	none	1-2 YRS.	50-100	\$25.00	MC	3 HRS.
KY	HS/GED	NONE	1-3 YRS	100	\$100.00	MC	8 HRS
LA	NONE	NONE	NONE	50-100	\$5.00	MC	4 HRS
MA	HS/GED	NONE	2-7 YRS	50-100	50-80	MC	HRS
MD	HS	NONE	VARIES	50-125	\$75.00	ALL	3 HRS
ME	HS/GED	N/A	6MO-4YRS	50-100	\$86-95	MC	2-3 HRS
ME-WW	HS/GED	NONE	2-8 YRS	100	\$75.00	MC	3 HRS
MI	HS	NONE	0-60 MOS	50-120	\$45-75	MC	3 HRS
MI-WW	HS	NONE	12 MOS.	VARIES		ALL	5 HRS
MN	HS/GED	NONE	NONE	100	\$32.00	MC	3 HRS
MN-WW	HS/GED	AGENCY	1-8 YRS	50	\$55.00	MC	4 HRS
MO	NONE	NONE	6MO-5YRS	100	\$45.00	MC	3 HRS
MS	HS	SCHOOL	1-6YRS	100	\$35.00	MC	3 HRS
MT	HS/GED	NONE	6MO-2YRS	100-150	\$70.00	MC	4 HRS
NC	HS/GED		3MO-1YR	VARIES	\$50.00	ALL	3 HRS
NC-WW	HS/GED	BOARD	0-3 YRS	50	\$85.00	MC-TF	3 HRS
ND	HS/GED	NONE	6MO-5YRS		\$10.00	ALL	
NE	HS/GED	NONE	6MO-8YRS	50-100	\$50.00	MC	4 HRS
NE-WW	HS/GED	GRADE 4	VARIES	100	\$150.00	MC	3 HRS
NH - WW	12-14 yrs,	none	1-6 YRS	58-76	\$50.00	ALL	
NJ	HS/GED	INTRO-COURSE	6MO-6YRS	100	\$70.00	MC	3 HRS
NM	HS/GED	10-80 TC	1-5 YRS	100-130	\$30.00	MC	6 HRS
NV	HS/GED	NONE	0-4 YRS	100	\$84.00	MC	3 HRS
NV-WW		NONE	1 YR	100	\$60.00-\$150.00	MC	3 HRS
NY	HS/GED	NYSDOH	6MO-10YRS	50-100	N/A	MC	N/A
NY-WW	HS/GED	NYSCE	6MO-8YRS	100	\$89.00	MC	3 HRS
OH	HS/GED	NONE	12-60MO	50	\$80.00-\$130.00	MC	5-6 HRS TAKE HOME
OK	HS/GED	16-200HRS	0-5YRS	100	\$62.00	MC	4 HRS
OR	HS/GED	NONE	6MO-72MO	100	\$35.00	MC	3-4 HRS
OR-WW	HS/GED	NONE	1-5 YRS	100	\$87.00	MC	3 HRS
PA	HS/GED	NONE	0 to TEST	22 EXAMS	\$35.00	MC	4 HRS
RI	HS/GED	NONE	6MO-4YRS	50-100	\$37.50	MC-TF	3 HRS
RI-WW	HS/GED	NONE	EMPLOYED	100	\$10.00	MC	2-4 HRS
SC	HS/GED	NONE	1-4 YRS	100	\$100.00	MC-TF	
SD	HS/GED		1-8 YRS	50-100	\$10.00	MC	3 HRS
TN	HS/GED	NONE	3-60 MO	125-150	\$100.00	MC	4 HRS
TX	HS/GED	20-160HRS	0-8 YRS	50-84	\$111.00	MC	3,4,8 HRS
UT	N/A	N/A		100	\$100.00	MC	3 HRS
VA	HS/GED	none	0-3 YRS	60-75	\$94.00	MC	4 HRS
VT	HS/GED	NONE	0-3 YRS	100	N/A	MC	
VT-WW	READ/WRITE	NONE	2-5 YRS	100	FREE	MC	3 HRS
WA	HS/GED	NONE	3MO-4YRS	50-100	\$90.00	MC	2-3 HRS
WA-WW	HS/GED	NONE	3MO-4YRS	100	\$140.00	ALL	3 HRS
WI	HS/GED	NONE	0-1 YR	40-800	\$25.00	MC	3 HRS
WV	HS/GED	CLASS	0-5 YRS	25-50	FREE	MC	4 HRS
WY	HS/GED	35-400 hrs.	6 mos-3 yrs	100	\$90.00	MC	3 HRS



Exam Drinking Water and Wastewater Section

	Exam Validation			Training Provider		Exam Administered			Outside vendor - exam admin			Exam Offered				Exam
state	ABC or pool	Inter-Dept	Vendor	Pre-Course	Post-Course	pencil-paper	online	both	YES	NO	Vendor	WK	MO	GTR	appt	Pass Rate
AK	X			X				X	x		local college				x	50%
AL		X		X		X				X						
AR	X	X		X		X				x		x				60%
AZ	X							X	x		community college	x				50%
CA		X		X		X				x	CPS			X		50-60%
CO	X			X				X	X		CECT			X	X	52-54%
CT	X									X				X		60%
DE		X	COLLEGE	X	X	X			X		community college-DE				X	90%
FL	X	X		X				X	X		AMP				X	60%
GA	X			X			X		X		AMP				X	50%
HI	X					X		WW		X				X		50%
IA	X			X			X			X					X	80%
ID	X			X				X	X		DOL	8 TIMES A YEAR				
IL		COMMITTEE		X		X				X			X			40-70%
IN	X			X		X					X					40%
KS		X		X		X				X	SME		scheduled			70%
KY		X		X		X				X			X			73-76%
LA		X		X		X				X			X			50%
MA	X			X			X		X		AMP				X	
MD	X	MDE		X	X			X	X		AMP		X			43%
ME	X-POOL			X				X	X		AMP				X	60%
MI		X		X	X	X				X						30-50%
MN	X			X	X	X				X		X	X	X		70%
MO		X		X		X				X			X			70%
MS	X	X		X		X				X				X		70%
MT	X			X		X				X				X	X	67%
NC		X		X	WW	WW		X		X			X	X		60%
ND		X		X		X				X				X	X	70%
NE	WW	X		X		X				X			X			70%
NH		NHDES		X		X				X		2 TIMES A YEAR				
NJ	X			X		X				X		3 TIMES A YEAR				
NM	X	X	X	X		X				X			X		X	60%
NV	X			X	WW	X		WW	WW		AWWA			X		50%
NY	WW	NYSDOH		X	WW	X	WW		WW		AMP				X	N/A
OH		ADVISORY COUNCIL		X	X	X				X		2 TIMES A YEAR				
OK		X		X			X		X		VARIOUS	X				90%
OR	X			X	WW	X	WW		WW	X	AMP	2 TIMES A YEAR				
PA		X						X	X			X	X			70%
RI	X	WW		X		X				X		3 TIMES A YEAR				
SC	X						X		X		AMP				X	50%
SD	X					X				X			X			50%
TN	X				X	X				X		2 TIMES A YEAR				
TX		X		X				X		X		X	X		X	40%
UT	WW	DW		X		WW		DW		X				X	X	70%
VA		X	PSI	X			X			X	PSI				X	
VT	X			X		X			WW	DW						30%
WA	X			X	X		X		X		AMP				X	50%
WI		X		X	X	X				X		2 TIMES A YEAR				
WV		COMMITTEE		X		X				X		2 TIMES A YEAR				
WY	X				X		X		X		AMP				X	50%

Continuing Education Requirements

state	Drinking Water and Wastewater Operator Class (lowest to highest) compared to Continuing Education Numbers							Measurement / Time
	PRO-3	I-3	II-2	III-3	IV-3			
AK								CEU/3 Years
AL	I-24	II-24	III-24	IV-24				Hours/3 Years
AR	I-24	II-24	III-24	IV-24				Hours/2 Years
AZ	3-30	3-30	3-30	3-30	3-30	3-30	3-30	Hours/3 Years
CA	T1-12	T2-16	T3-24	T4-36	T5-36			Hours/3 Years
CO	F1.2	0-1.8	C1.8	B2.4	A-3			Units/3 Years
CT	I-10	II-20	III-30	IV-30				Hours/3 Years
DE	12 hrs.	20 hrs						Hours/2 Years
FL	D-0.5	C-1	B-2	A-2				CEU/2 Years
GA	I-6	II-12	III-18	IV-24				Hours/2 Years
HI	I-0.8	2-0.8	3-1.6	4-1.6				CEU/2 Years
HI-WW	I-20	II-2	III-2	IV-2				CEU/2 Years
IA	I-1	II-1	III-2	IV-2				CEU/2 Years
ID	I-0.6	II-0.6	III-0.6	IV-0.6				CEU/1 Year
IL	D-15	C-15	B-30	A-30				Hours/3 Years
IN	1-10	2-15	3-25	4-30	5-30	6-30		Hours/3 Years
IN-WW	A/SO-5	A/I-10	B/II-10	C/III-20	D/IV-20			Hours/3 Years
KS	SS-5	I-10	II-10	III-10	IV-10			Hours/2 years
KY	D-0.5	C-1	B-2	A-2				CEU/2 Years
LA	I-6	II-12	III-18	IV-24				Hours/2 Years
MA	1-10	2-10	3-15	4-20				Hours/2 Years
MA-WW	1-10	2-10	3-10	4-10	5-10	6-10	7-10	Hours/1 years
MD	D-0.5	C-1	B-2	A-2				CEU/2 Years
ME	1-6	2-12	3-18	4-24	5-24			Hours/2 Years
ME-WW	1-10	II-18	III-18	IV-18	V-18			Hours/2 Years
MI	D5-0.9	D4-1.2	D1-2.4					CEU/3 Years
MI-WW	1.2/3YR	1.2/3YR	2.4/3YR	2.4/3YR				Hours/3 Years
MN	E-4	D-8	C-16	B-24	A-32			Hours/3 Years
MO	D-30	C-30	B-30	A-30				Hours/3 Years
MS	48	23						Hours/3 Years
MS-WW	I-36	II-36	III-36	IV36				Hours/3 Years
MT	5B-4	4B-1.0	3B-1.0	2B-1.5	1B-2.0			CEU/2 Years
NC	D-6	C-6	B-6	A-6				Hours/1 Year
NC-WW	I-6	II-6	III-6	IV-6				Hours/1 Year
ND	1A-12	I-12	II-12	III-12	IV-12			Hours/3 Years
NE	IV-10	III-10	II-10	I-10				Hours/2 Years
NE-WW	20-2	20-2	20-2	20-2	20-2	20-2		Hours/2 Years
NH	I-20	II-20	III-20	IV-20				Hours/2 Years
NH-WW	I-1	II-2	III-2	IV-2				CEU/2 Years
NJ	VSW-12	1-18	2-18	3-36	4-36			Hours/3 Years
NM	I-20	2-30	3-50	4-80				TC/3 years
NV	1-5	2-5	1-5	2-5	3-10	4-10		Hours/2 Years
NY	D-15	C-15	11A-11B-30	1A-1B-30				Hours/3 Years
NY-WW	1-20	2-40	3-60	4-80				Hours/5 Years
OH	A-8	I-12	II-24	III-24	IV-24			Hours/2 Years
OK	D-4	C-4	B-4	A-4				Hours/1 Year
OR	1-2	2-2	3-2	4-2				CEU/2 Years
PA	D-6	D-15	C-30	B-30	A-30			Hours/3 Years
RI	none							1 THC/ Hours
SC	E-12	D-12	C-12	B-12	A-12			Hours/2 Years
SD	I-10	II-10	III-10	IV-10				Hours/3 Years
TN	1-6	2-6	3-6	4-6	5-6	6-12	7-12	Hours/3 Years
TX	D-10	C-10	B-10	A-10				Hours/3 Years
UT	S-20	2-20	3-30	4-30				Hours/3 Years
UT-WW	SLS-2	I-2	II-2	III-3	IV-4			CEU/3 Years
VA	VI - 4	V - 8	IV - 15	III - 20	II - 20	I - 20		Hours/2 years
VT	1B-3	2-20	3-30	4-30				Hours/3 Years
VT-WW	I-20	II-25	III-30	IV-30	V-40			Hours/5 Years
WA	IT-3	B/O-3	VS-3	DT1-3	DT2-3	DT3-3	DT4-3	CEU/3 Years
WA-WW	OIT-3	I-3	II-3	III-3	IV-3	V-3		CEU/3 Years
WI	T-18	I-18	S-24					Hours/3 Years
WI-WW	T-18	1-18	2-18	3-24	4-24			Hours/3 Years
WV	1D-0	OIT-6	I-12	II-24	IV-24	V-24		Hours/2 Years
WY	I-24	II-24	III-24	IV-24				Hours/3 years

	Training Evaluated-Approved			Assign Course Code		Provider Requirements			Tracking Performance		
state	Staff	Board	Vendor	Number	Title	Academician	IACET	Other	Course	Subject	N/R
AK	X				X	X	X		X	X	
AL	X				X			X			X
AR	X	X			X			SME	X	X	
AZ	X					X	X	X		X	
CA	X				X	X	X			X	
CO			X	X				NONE			X
CT	X			X				CTDPH	X		
DE	X	X			X	X	X	BOARD	X	X	
FL			X	X							X
GA		X		X		X			X		
HI		X			X						X
IA	X			X				SME			X
ID		X		X							X
IL	X			X							X
IN	X			X							X
KS	X	X			X	X	X			X	
KY	X	X		X				X		X	
LA	X			X		X	X		X	X	
MA		X		DW	WW		X			X	
MD	X	X	X	X		X		X			X
ME		X		X			X				X
MI	X	X		X				X			X
MN	X				X		X		X		
MO	X			X					X		
MS	X			X	WW	WW	WW		WW	WW	X
MT	X				X			X	X		
NC	X	X		X					X	X	
ND	X			X		X				X	
NE	X				X	WW	WW		X	X	
NH		X			X			X	X		
NJ		X		X		X			X		
NM	X	X		X		X			X	X	
NV	X	WW		WW	X						X
NY	X			X				NYSDOH			X
OH	X			X				X	X	X	
OK	X			X				X	X	X	
OR		X		X							
PA	X			X				STATE	X		
RI	X	X			X						X
SC	X	X			X						X
SD	X			X				BIO			X
TN	X	X		X				BOARD	X		
TX	X			X		X					X
UT	DW	WW			X			EXP.	X	X	
VA		X						Board		X	
VT	DW	WW		X		DW					X
WA	X		GRCC	X			X	X			X
WI	X			X				X			X
WV		X		X		X	X		X		
WY	X			X				X			X